

NeuLion offers solutions that power the highest quality digital experiences for live and on-demand content up to 4K anywhere, on any device. Through its end-to-end technology platform, NeuLion enables digital content management, distribution and monetization across the entire ecosystem — content owners, content creators and consumers. The company's complete OTT and TVE solution reduces complexities for content rights holders, speeds time to market and enables scalability.

GROWTH INITIATIVES

- Land new clients
- Expand existing relationships
- Enhance technology and product offerings
- Strategic partnerships and acquisitions

INVESTMENT HIGHLIGHTS

- Enormous industry tailwinds and market opportunity
- Proprietary, turnkey, end-to-end, cloud-based configurable solution
- Large, well-known blue-chip customer base
- Compelling financial metrics
- Respected and experienced leadership team

EMPOWERING THE ECOSYSTEM

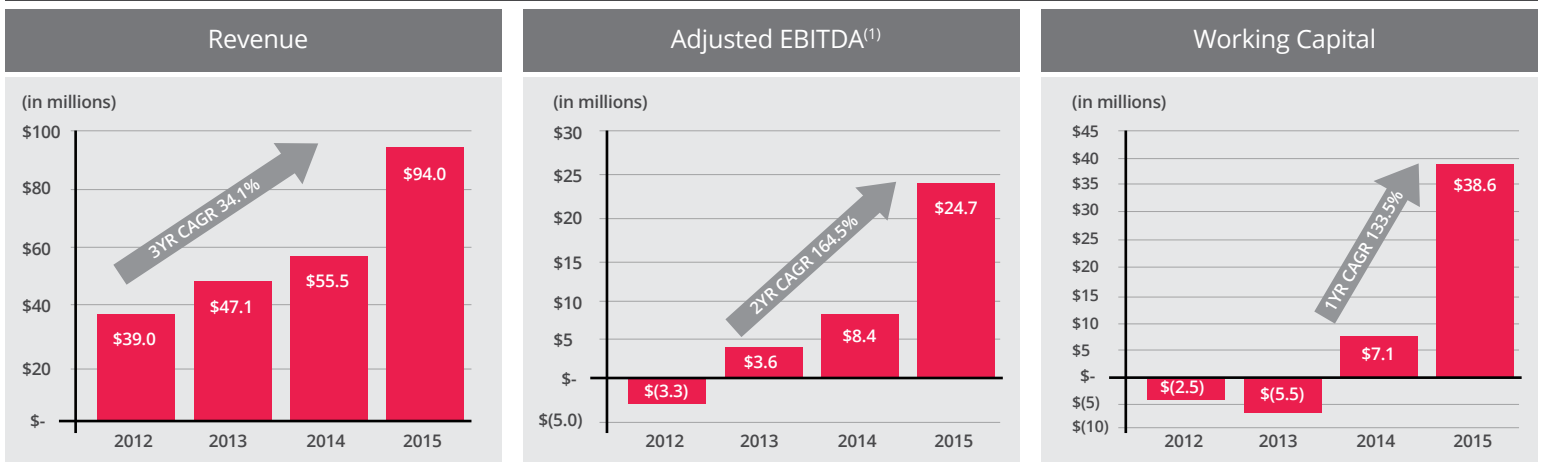
<p>Multi-Screen OTT & TVE Platform</p>	<p>Consumer Electronic Licensing</p>	<p>Professional Content Tools & Technologies</p>	<p>Consumer Software</p>
--	--------------------------------------	--	--------------------------

BLUE CHIP CUSTOMER BASE

Sports & TVE	Technology Value Chain	Consumer Electronics

From content creators and providers to technology and consumer electronics

KEY FINANCIAL METRICS



(1) Adjusted EBITDA represents net income (loss) before interest, income taxes, depreciation and amortization, stock-based compensation, acquisition-related expenses, listing-related expenses, purchase price accounting adjustments, impairment of intangibles, discount on convertible note, loss on dissolution of majority-owned subsidiary, gain on revaluation of convertible note derivative, investment income/expense and foreign exchange gain/loss

DEVICE AGNOSTIC



Smartphone & Tablets



Smart TV's



Gaming Devices & 3rd Party STB

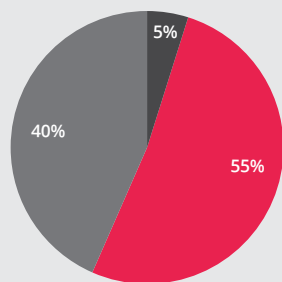


COMPETITIVE ADVANTAGES

- Speeds time to market
- Drives new revenue
- Reduces complexities for content rights holders
- Combines software, technology and operational services
- Increases monetization opportunities
- Creates meaningful experiences that engage, retain and grow customers

SCALABLE REVENUE MODEL

Recurring Revenue Model



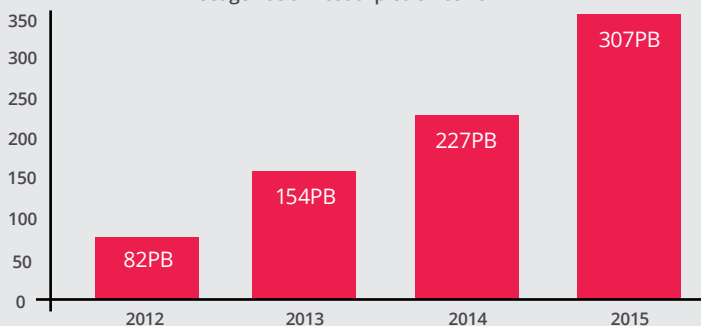
- **NeuLion Digital Platform**
 - Subscription basis
 - # of channels, events
 - # of connected devices
 - Variable basis
 - Volume of digital video content
 - Level of advertising & ecommerce activity
 - Support Services
- **DivX & MainConcept**
 - Subscription license agreements and variable per unit fees

■ Setup ■ Fixed/License Fees ■ Variable

Increasing NeuLion Customer Usage

Petabytes Streamed

Usage has almost tripled since 2012



FINANCIALS

Operating Results

	Q2'16	Q1'16	Q4'15	Q3'15	Q2'15
Total Revenue	\$24.1	\$26.3	\$27.8	\$21.9	\$22.7
Cost of Revenue as a % of Revenue	17%	18%	19%	18%	19%
SG&A*	\$12.9	\$11.9	\$13.2	\$11.2	\$11.4
R&D	\$5.3	\$4.4	\$5.5	\$6.6	\$7.5
Non-GAAP Adjusted EBITDA	\$3.3	\$7.0	\$8.8	\$5.0	\$4.2
GAAP Net Income (Loss)	\$(0.8)	\$2.1	\$32.8	\$(3.1)	\$(3.2)
Diluted EPS	\$0.00	\$0.01	\$0.11	\$(0.01)	\$(0.01)

- High margin business with increasing revenue momentum
- Crossed over the GAAP profitability in Q4 2013
- First and fourth quarters are seasonally strongest

* Includes stock-based compensation

Balance Sheet

(in \$000)	6/30/2016	3/31/2016	12/31/2015	12/31/2014
Cash & Equivalents	46,105	61,516	53,413	25,898
Receivables	9,568	11,363	12,967	8,056
Total Current Assets	60,971	77,093	70,415	36,287
Payables	7,690	9,558	10,006	14,362
Deferred Revenue	10,042	13,676	11,570	9,602
Total Current Liabilities	28,819	33,581	31,824	29,212
Working Capital	32,152	43,512	38,591	7,075
Other Long-Term Liabilities	3,969	4,333	4,268	2,673
Total Equity	110,331	110,938	108,058	5,099
Total Liabilities and Equity	143,119	148,852	144,150	51,938

Stock Information

Toronto Stock Price (CAD)	NLN.TO 1.20
52wk Range (CAD)	0.53 - 1.45
Shares Outstanding	282,572,254
Market Cap (CAD)	339.1M [\$258.8M USD]

Research Coverage

Beacon Securities
Cormark Securities
Wunderlich Securities
Cantor Fitzgerald

Contact Information

Company Contact

Chris Wagner
NeuLion, Inc.
516-622-8300

Investor Contact

Tim Alavathil
Phone: 647-426-1254
tim.alavathil@neulion.com

Statements made in this presentation that are not historical in nature constitute forward-looking statements within the meaning of the Safe Harbor Provisions of the Private Securities Litigation Reform Act of 1995. Such statements are based on the current expectations and beliefs of the management of NeuLion and are subject to a number of risks and uncertainties that could cause actual results to differ materially from those described in the forward-looking statements. For a more detailed discussion of factors that affect NeuLion's operations, please refer to the company's Securities and Exchange Commission filings. The company undertakes no obligation to update this forward-looking information.